

Signify Classified - Internal
Cooper Lighting Solutions Photometric Lab
1121 Highway 74 South
Peachtree City, GA 30269



Scaled data based on original data using
LM-79-08 Approved Method: Electrical and Photometric Measurements of Solid-
State Lighting Products

Test Report Prepared for
Cooper Lighting Solutions
(formerly Eaton)

Brand: STREETWORKS

Report Number: P867624

Luminaire Tested: **MEM2-HTN-SA-40-740-U-T3**

Issue Date: 08/21/2024



Test Information

Test Method: LM-79-08
Report Number: P867624
Test Lab: INNOVATION CENTER(G3)
Issue Date: 08/21/2024
Manufacturer: COOPER LIGHTING SOLUTIONS (FORMERLY EATON)
Product Line: STREETWORKS
Catalog Number: MEM2-HTN-SA-40-740-U-T3
Description: EPIC MODERN TALL HOUSING DISCRETE LED ARRAYS 40W 70CRI 4000K
FIXTURE w/ TYPE III DISTRIBUTION OPTIC
Light Source: (10) 4000K CCT, 70 CRI LEDS
Ballast/Driver: ELECTRONIC DRIVER

Summary

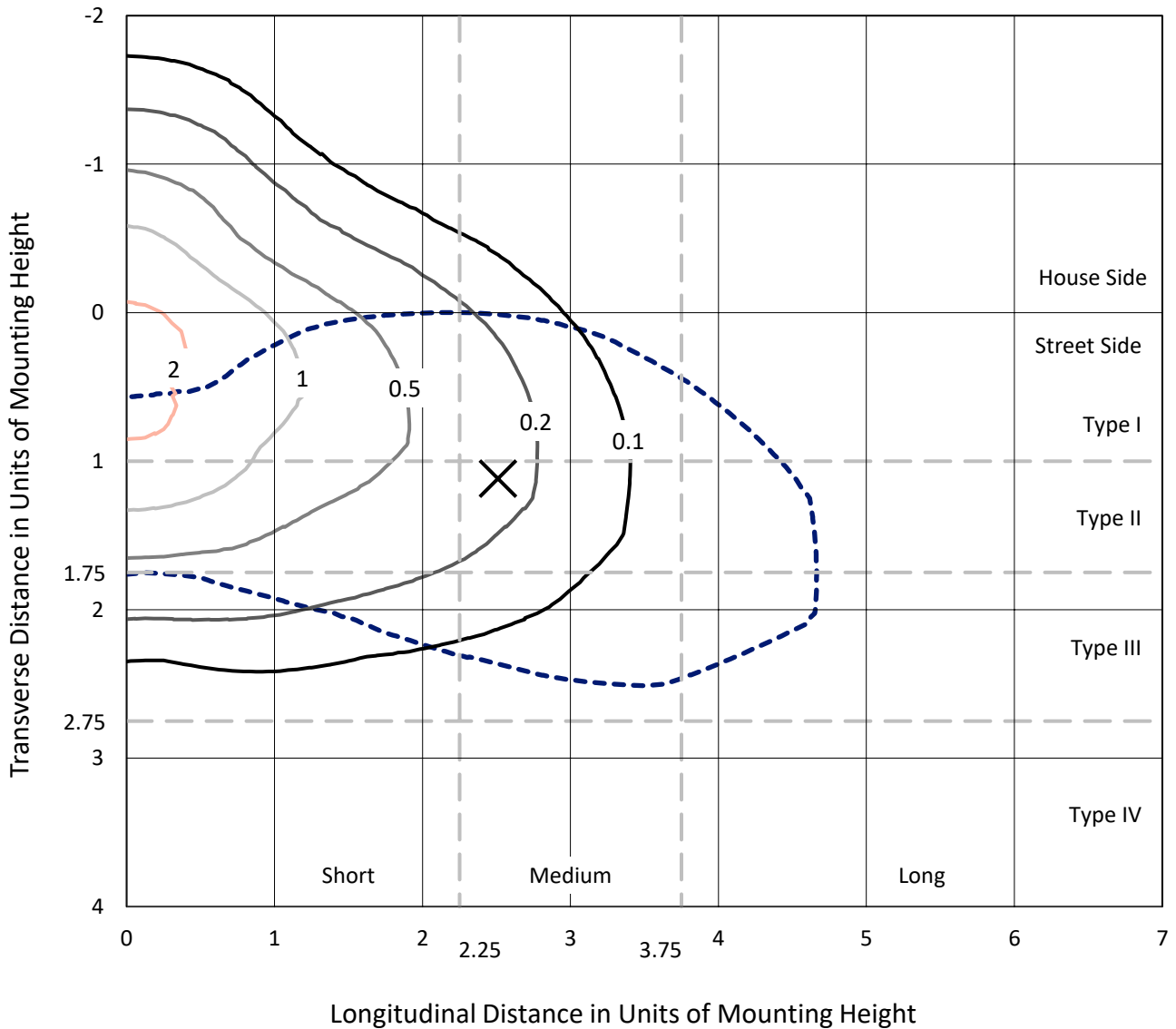
Lumens per Lamp: N/A
Luminaire Lumens: 4972.9 lumens
Efficiency: N/A
Efficacy: 151.6 lumens/watt
Luminous Opening: Rectangular (W 0.33' x L: 0.33' x H: 0')
IES Classification: Type III - Medium
BUG Rating: B1 - U0 - G1

Input Watts (W): 32.8
Input Voltage (V): 120
Input Current (A_{in}): NR
Voltage Rise (V): NR
Power Factor: 0.99
Total Harmonic Distortion (THDi): 9.76%
Frequency (hertz): 60
Stabilization Time: NR
Operation Time: NR
Ambient Temperature (°C): NR
Test Distance: 24 FT

REPORT NUMBER: P867624
 CATALOG NUMBER: MEM2-HTN-SA-40-740-U-T3

Iso-Footcandle Lines of Horizontal Illumination

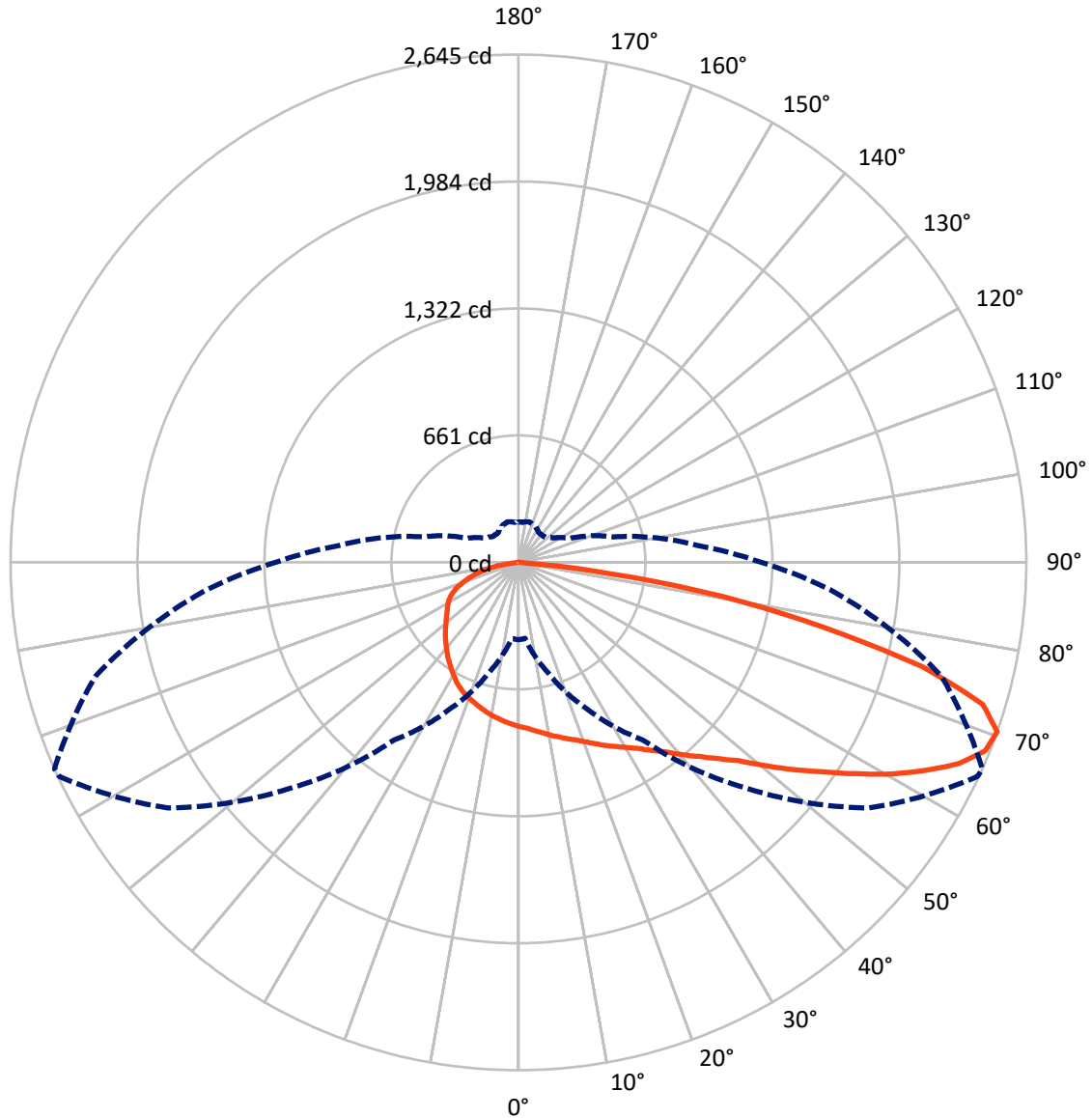
× Max cd
 - - - 1/2 Max cd



Based on 20 foot mounting height. Maximum calculated value = 2.3 fc
 Type III - Medium - N/A

REPORT NUMBER: P867624
CATALOG NUMBER: MEM2-HTN-SA-40-740-U-T3

Luminous Intensity Polar Plot



— Vertical Plane Through 66-Deg Lateral - - - Horizontal Cone Through 70-Deg Vertical

REPORT NUMBER: P867624
 CATALOG NUMBER: MEM2-HTN-SA-40-740-U-T3

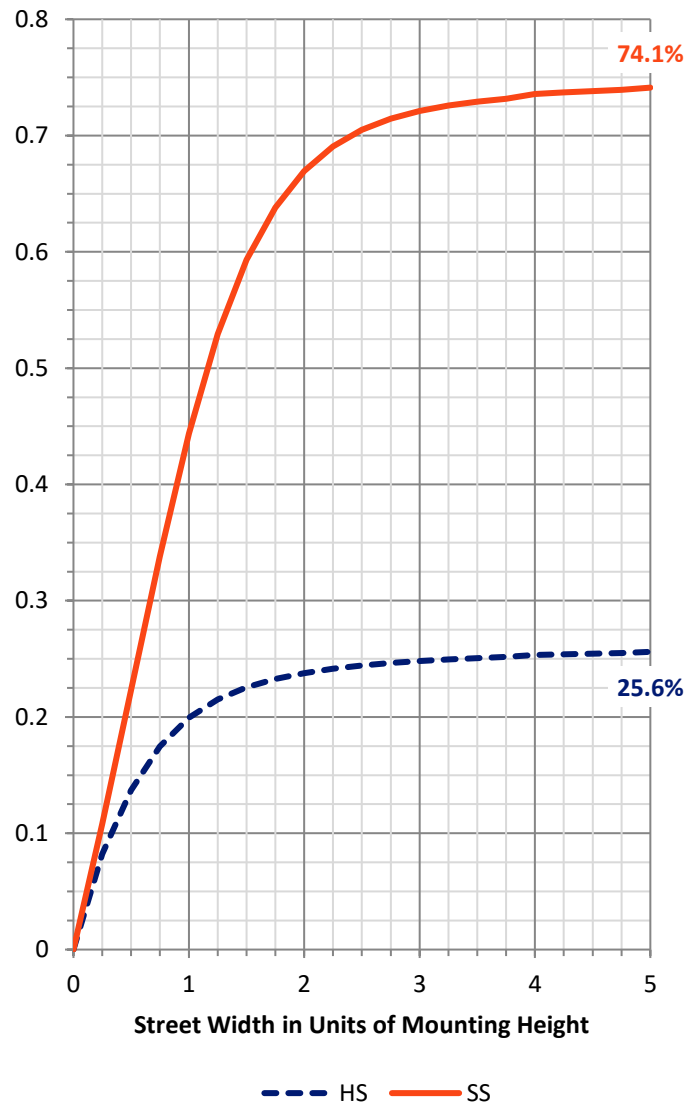
FLUX DISTRIBUTION:

		Downward	Upward	Total
House Side	Lumens	1281.6	0.0	1281.6
	% Fixture	25.8	0.0	25.8
Street Side	Lumens	3691.3	0.0	3691.3
	% Fixture	74.2	0.0	74.2
Total	Lumens	4972.9	0.0	4972.9
	% Fixture	100.0	0.0	100.0

Coefficient of Utilization

ZONAL LUMENS:

Zone	Lumens	% Fixture
0°-10°	81.9	1.6
10°-20°	243.9	4.9
20°-30°	409.7	8.2
30°-40°	617.2	12.4
40°-50°	837.9	16.8
50°-60°	995.7	20.0
60°-70°	1016.1	20.4
70°-80°	679.6	13.7
80°-90°	90.9	1.8
90°-100°	0.0	0.0
100°-110°	0.0	0.0
110°-120°	0.0	0.0
120°-130°	0.0	0.0
130°-140°	0.0	0.0
140°-150°	0.0	0.0
150°-160°	0.0	0.0
160°-170°	0.0	0.0
170°-180°	0.0	0.0
0°-90°	4972.9	100.0
0°-180°	4972.9	100.0



REPORT NUMBER: P867624

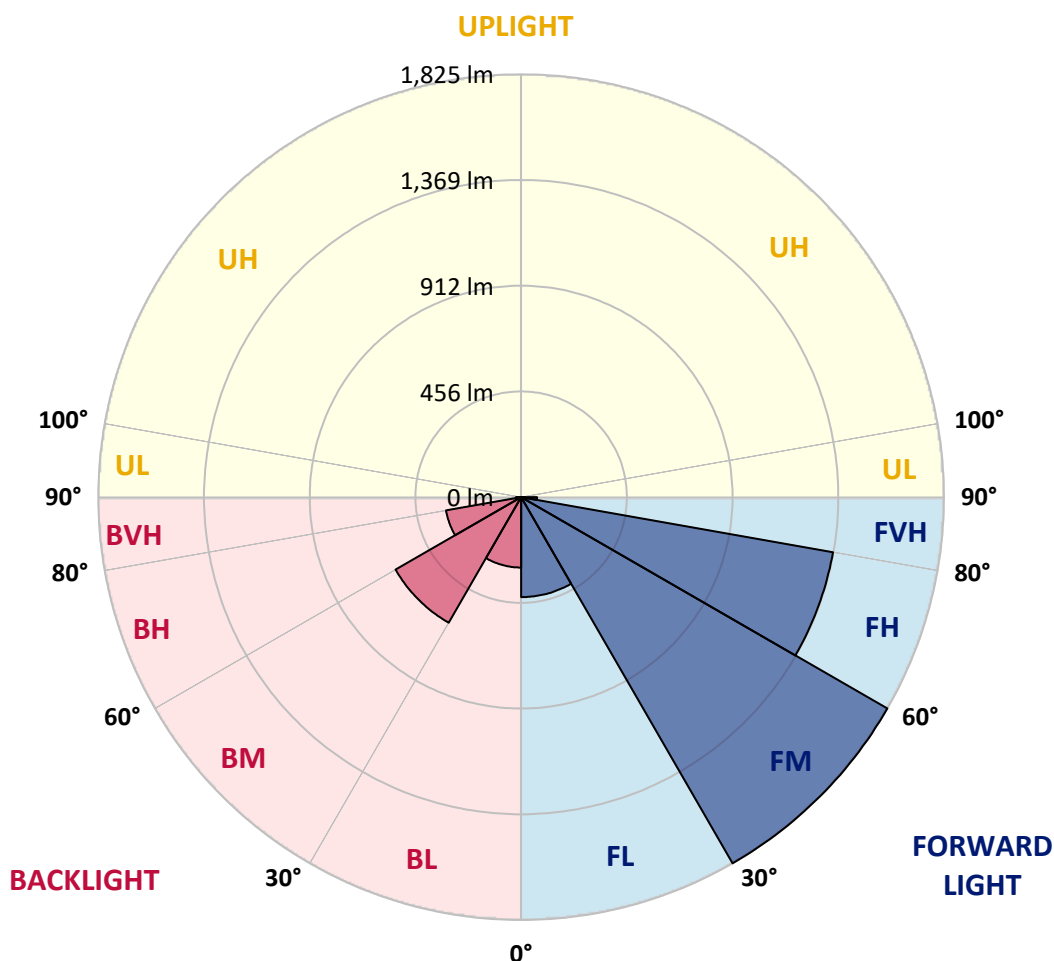
CATALOG NUMBER: MEM2-HTN-SA-40-740-U-T3

LUMINAIRE CLASSIFICATION SYSTEM LUMEN TABLE AND BUG RATING:

Zone		Lumens	% Fixture	Zone Rating/Lumen Limit		
				B	U	G
FL	(0°-30°)	431.6	8.7			
FM	(30°-60°)	1824.9	36.7			
FH	(60°-80°)	1366.7	27.5			G1/1800
FVH	(80°-90°)	68.1	1.4			G1/100
BL	(0°-30°)	303.9	6.1	B1/500		
BM	(30°-60°)	625.8	12.6	B1/1000		
BH	(60°-80°)	329.1	6.6	B1/500		G1/500
BVH	(80°-90°)	22.8	0.5			G1/100
UL	(90°-100°)	0.0	0.0		U0/0	
UH	(100°-180°)	0.0	0.0		U0/0	

BUG Rating: B1-U0-G1

Type III Medium





REPORT NUMBER: P867624

CATALOG NUMBER: MEM2-HTN-SA-40-740-U-T3

CANDELA DISTRIBUTION (FULL):

	0°	5°	15°	25°	35°	45°	55°	65°	66°	75°	85°
0°	855.6	855.6	855.6	855.6	855.6	855.6	855.6	855.6	855.6	855.6	855.6
2.5°	886.2	882.3	879.3	881.3	875.4	877.3	870.4	865.5	864.5	862.5	860.5
5°	913.9	913.9	909.0	909.0	902.0	901.1	891.2	880.3	880.3	873.4	865.5
7.5°	943.5	941.6	935.6	934.6	926.7	924.8	913.9	897.1	896.1	883.3	871.4
10°	964.3	965.3	961.3	961.3	955.4	950.5	934.6	916.9	914.9	898.1	879.3
12.5°	980.1	982.1	981.1	981.1	976.1	976.1	958.4	934.6	932.7	910.9	884.3
15°	996.9	995.9	998.9	999.9	997.9	994.9	982.1	954.4	953.4	924.8	891.2
17.5°	1011.7	1010.7	1011.7	1016.7	1017.6	1017.6	1004.8	976.1	972.2	941.6	897.1
20°	1020.6	1022.6	1026.5	1032.5	1035.4	1043.3	1032.5	1001.8	997.9	959.3	909.9
22.5°	1054.2	1048.3	1051.2	1055.2	1059.1	1070.0	1060.1	1028.5	1025.5	986.0	924.8
25°	1111.5	1111.5	1104.6	1097.7	1092.7	1097.7	1089.8	1059.1	1057.2	1009.7	941.6
27.5°	1211.3	1211.3	1196.5	1170.8	1138.2	1129.3	1123.4	1091.7	1085.8	1035.4	952.4
30°	1337.8	1341.7	1315.0	1271.6	1211.3	1171.8	1156.9	1122.4	1119.4	1061.1	969.2
32.5°	1473.1	1481.0	1461.2	1398.0	1299.2	1222.2	1198.4	1162.9	1156.0	1091.7	991.0
35°	1594.6	1602.5	1575.9	1516.6	1390.1	1295.3	1247.8	1207.3	1203.4	1131.3	1023.6
37.5°	1693.4	1695.4	1678.6	1606.5	1466.2	1356.5	1309.1	1260.7	1252.8	1178.7	1058.1
40°	1798.2	1806.1	1789.3	1700.3	1535.3	1422.7	1370.4	1324.9	1318.0	1228.1	1090.8
42.5°	1907.8	1906.8	1906.8	1781.4	1604.5	1478.0	1436.5	1386.2	1382.2	1278.5	1126.3
45°	1975.0	1979.0	1968.1	1829.8	1706.3	1535.3	1500.8	1464.2	1457.3	1348.6	1172.8
47.5°	1991.8	1982.9	1933.5	1867.3	1820.9	1594.6	1581.8	1560.0	1544.2	1425.7	1230.1
50°	1969.1	1955.2	1926.6	1884.1	1863.4	1665.8	1663.8	1674.7	1663.8	1519.5	1296.3
52.5°	1884.1	1882.1	1877.2	1887.1	1853.5	1722.1	1756.7	1794.2	1792.2	1615.4	1365.4
55°	1705.3	1718.1	1777.4	1839.7	1815.9	1760.6	1860.4	1932.5	1924.6	1728.0	1436.5
57.5°	1522.5	1535.3	1611.4	1759.6	1779.4	1802.1	1977.0	2089.6	2076.8	1850.5	1501.8
60°	1363.4	1349.6	1425.7	1639.1	1728.0	1839.7	2092.6	2248.7	2237.8	1973.0	1568.9
62.5°	1111.5	1125.3	1246.9	1463.2	1655.9	1863.4	2187.4	2392.9	2386.0	2085.7	1623.3
65°	879.3	860.5	1043.3	1278.5	1531.4	1855.5	2269.4	2528.3	2523.3	2196.3	1664.8
67.5°	597.7	584.9	826.0	1094.7	1362.4	1792.2	2288.2	2619.2	2621.2	2261.5	1675.6
70°	403.1	397.2	593.8	841.8	1128.3	1655.9	2229.9	2638.0	2644.9	2278.3	1627.2
72.5°	297.4	296.4	434.7	600.7	839.8	1398.0	2070.8	2515.4	2528.3	2159.8	1485.0
75°	234.2	237.1	310.2	426.8	560.2	1034.4	1741.8	2156.8	2176.6	1865.3	1233.0
77.5°	191.7	191.7	217.4	306.3	374.5	642.2	1252.8	1578.8	1618.3	1439.5	949.5
80°	155.1	158.1	161.0	213.4	248.0	366.5	729.1	1053.2	1081.9	1002.8	685.7
82.5°	85.0	90.9	87.9	110.7	124.5	169.9	289.5	425.8	469.3	417.9	311.2
85°	5.9	4.0	6.9	8.9	10.9	16.8	22.7	31.6	29.6	42.5	21.7
87.5°	1.0	1.0	1.0	2.0	2.0	3.0	4.0	4.0	4.0	4.0	4.0
90°	0.0	0.0	0.0	0.0	0.0	0.0	0.0	0.0	0.0	0.0	0.0



REPORT NUMBER: P867624

CATALOG NUMBER: MEM2-HTN-SA-40-740-U-T3

CANDELA DISTRIBUTION (continued):

	90°	95°	105°	115°	125°	135°	145°	155°	165°	175°	180°
0°	855.6	855.6	855.6	855.6	855.6	855.6	855.6	855.6	855.6	855.6	855.6
2.5°	859.6	854.6	846.7	844.7	841.8	837.8	833.9	827.9	826.0	827.9	829.9
5°	860.5	853.6	840.8	832.9	825.0	818.1	810.2	802.3	797.3	798.3	802.3
7.5°	863.5	853.6	833.9	821.0	808.2	797.3	784.5	775.6	769.7	770.6	773.6
10°	867.5	853.6	829.9	808.2	790.4	774.6	761.7	750.9	745.0	744.0	745.0
12.5°	868.5	852.6	821.0	794.4	772.6	751.9	738.0	728.2	722.2	719.3	721.2
15°	871.4	849.7	812.1	779.5	752.9	731.1	714.3	702.5	698.5	696.5	695.6
17.5°	875.4	848.7	804.2	764.7	733.1	708.4	693.6	681.7	676.8	674.8	676.8
20°	881.3	849.7	795.3	749.9	715.3	690.6	673.8	662.0	658.0	657.0	656.0
22.5°	889.2	851.7	788.4	736.1	695.6	670.9	654.1	646.2	643.2	644.2	644.2
25°	897.1	853.6	778.5	717.3	674.8	649.1	637.3	631.3	633.3	637.3	637.3
27.5°	904.0	852.6	764.7	697.5	650.1	626.4	617.5	618.5	623.4	630.3	631.3
30°	912.9	852.6	749.9	672.8	622.4	599.7	597.7	605.6	613.5	620.5	620.5
32.5°	926.7	858.6	738.0	648.1	593.8	576.0	584.9	595.8	604.7	611.6	613.5
35°	950.5	871.4	730.1	623.4	566.1	553.3	570.1	587.9	593.8	598.7	599.7
37.5°	973.2	883.3	720.3	599.7	537.5	532.5	555.3	574.0	575.0	578.0	578.0
40°	994.9	892.2	707.4	574.0	509.8	509.8	536.5	552.3	550.3	547.4	548.3
42.5°	1018.6	897.1	692.6	550.3	487.1	487.1	508.8	522.7	521.7	525.6	528.6
45°	1047.3	907.0	672.8	528.6	463.4	459.4	477.2	489.1	503.9	521.7	526.6
47.5°	1086.8	920.8	657.0	504.9	443.6	429.8	436.7	461.4	478.2	493.0	495.0
50°	1128.3	940.6	643.2	480.2	419.9	395.2	401.1	428.8	438.7	444.6	447.6
52.5°	1172.8	956.4	631.3	459.4	395.2	359.6	367.5	394.2	401.1	406.1	407.1
55°	1211.3	969.2	616.5	439.7	368.5	326.0	335.9	361.6	368.5	374.5	374.5
57.5°	1251.8	981.1	606.6	422.9	339.9	298.4	305.3	331.0	340.9	342.8	345.8
60°	1285.4	992.0	597.7	407.1	313.2	273.7	278.6	301.3	313.2	314.2	316.2
62.5°	1309.1	998.9	592.8	387.3	286.5	249.0	252.9	275.7	289.5	292.4	293.4
65°	1323.9	1002.8	583.9	361.6	263.8	228.2	228.2	251.0	264.8	271.7	273.7
67.5°	1317.0	995.9	560.2	332.0	243.0	207.5	206.5	229.2	241.1	245.0	246.0
70°	1263.7	955.4	511.8	295.4	221.3	188.7	186.7	207.5	218.3	209.5	210.4
72.5°	1155.0	863.5	445.6	258.9	198.6	170.9	168.9	186.7	187.7	187.7	186.7
75°	973.2	705.4	355.7	220.3	174.9	152.2	153.1	167.0	168.0	172.9	169.9
77.5°	745.9	522.7	277.6	175.9	148.2	135.4	140.3	145.2	152.2	159.1	152.2
80°	542.4	360.6	192.7	131.4	114.6	114.6	116.6	121.5	131.4	138.3	131.4
82.5°	232.2	159.1	88.9	65.2	56.3	55.3	56.3	56.3	69.2	71.1	62.2
85°	17.8	14.8	10.9	10.9	8.9	4.9	4.9	4.0	3.0	3.0	3.0
87.5°	4.0	3.0	3.0	3.0	2.0	2.0	2.0	2.0	2.0	2.0	2.0
90°	0.0	0.0	0.0	0.0	0.0	0.0	0.0	0.0	0.0	0.0	0.0

LM-79-2019: Approved Method: Electrical and Photometric Measurements of Solid-State Lighting Products

Report Prepared for

Cooper Lighting Solutions

Streetworks

Report Number: SP1-2407-157-5

Test Date: 08/07/2024

Luminaire Tested: MEM2-HTN-SA-40-740-U-5WQ-2

Data in this report applies to families of products including MEM2-HTN-SA-40-740-U-5WQ-2

Test Information

Test Method: LM-79-2019
 Report Number: SP1-2407-157-5
 Test Lab: COOPER LIGHTING SOLUTIONS
 Photometer: SP1 - 76IN SPHERE
 Measurement Geometry: 4π
 Issue Date: 08/20/2024
 Manufacturer: COOPER LIGHTING SOLUTIONS
 Product Line: Streetworks
 Catalog Number: **MEM2-HTN-SA-40-740-U-5WQ-2**
 Description: Epic Modern Light Square 40W 5WQ Optic and Flare Trim

Spectral Parameters

CCT (K): 3915
 CIE u': 0.2262
 CIE v': 0.5044
 Duv: 0.0010
 CIE x: 0.3850
 CIE y: 0.3816
 CIE z: 0.2334
 Peak Wavelength (nm): 449
 Dominant Wavelength (nm): 578
 Purity: 30.05482
 Rf: 73.2
 Rg: 93.9

CRI (Ra):	71.0		
R1:	67.6	R9:	-38.4
R2:	78.3	R10:	48.9
R3:	87.1	R11:	65.3
R4:	69.7	R12:	40.4
R5:	67.4	R13:	69.3
R6:	69.3	R14:	92.6
R7:	79.7	R15:	59.9
R8:	48.7		



Test Conditions

Stabilization Time: 21M
 Operation Time: 1H 21M
 Sphere Temperature (°C): 24.2

REPORT NUMBER: SP1-2407-157-5

Measurement and Test Equipment			
Instrument	Identification Number	Calibration Date	Calibration Due Date
Photometer	IN0058	6/18/2024	12/18/2024
Power Meter	INXT2011004	2/8/2024	2/8/2025
AC Power Source	IN0063	10/24/2023	10/24/2024
DC Power Source	IN0208	10/24/2023	10/24/2024
Sphere Thermometer	IN0085	10/24/2023	10/24/2024
Room Thermometer	IN0046	10/24/2023	10/24/2024

REPORT NUMBER: SP1-2407-157-5

CIE 1931 Chromaticity Diagram



CIE 1931 Chromaticity Diagram with 2017 ANSI 7-Step and 4-Step Quadrangles



Point lies inside the ANSI 4000K 4-step quadrangle

REPORT NUMBER: SP1-2407-157-5

Photopic Flux vs. Wavelength



Photopic Lumens: NR

λ (nm)	Power W [^] /nm	Lumens (φ/nm)	λ (nm)	Power W [^] /nm	Lumens (φ/nm)	λ (nm)	Power W [^] /nm	Lumens (φ/nm)	λ (nm)	Power W [^] /nm	Lumens (φ/nm)	λ (nm)	Power W [^] /nm	Lumens (φ/nm)
360	0	NR	490	112	NR	620	618	NR	750	15	NR	880	0	NR
365	0	NR	495	153	NR	625	563	NR	755	13	NR	885	0	NR
370	0	NR	500	216	NR	630	510	NR	760	11	NR	890	0	NR
375	0	NR	505	291	NR	635	456	NR	765	9	NR	895	0	NR
380	0	NR	510	366	NR	640	407	NR	770	8	NR	900	0	NR
385	0	NR	515	436	NR	645	359	NR	775	7	NR	905	0	NR
390	0	NR	520	492	NR	650	316	NR	780	6	NR	910	0	NR
395	2	NR	525	536	NR	655	277	NR	785	5	NR	915	0	NR
400	4	NR	530	567	NR	660	240	NR	790	4	NR	920	0	NR
405	7	NR	535	596	NR	665	208	NR	795	4	NR	925	0	NR
410	12	NR	540	619	NR	670	179	NR	800	3	NR	930	0	NR
415	25	NR	545	644	NR	675	154	NR	805	3	NR	935	0	NR
420	51	NR	550	671	NR	680	133	NR	810	3	NR	940	0	NR
425	100	NR	555	701	NR	685	114	NR	815	2	NR	945	0	NR
430	180	NR	560	735	NR	690	98	NR	820	2	NR	950	0	NR
435	315	NR	565	768	NR	695	83	NR	825	2	NR	955	0	NR
440	514	NR	570	798	NR	700	71	NR	830	1	NR	960	0	NR
445	828	NR	575	825	NR	705	61	NR	835	1	NR	965	0	NR
450	992	NR	580	843	NR	710	52	NR	840	1	NR	970	0	NR
455	652	NR	585	848	NR	715	44	NR	845	1	NR	975	0	NR
460	382	NR	590	844	NR	720	38	NR	850	1	NR	980	0	NR
465	282	NR	595	826	NR	725	32	NR	855	1	NR	985	0	NR
470	180	NR	600	800	NR	730	28	NR	860	1	NR	990	0	NR
475	119	NR	605	762	NR	735	24	NR	865	1	NR	995	0	NR
480	101	NR	610	719	NR	740	20	NR	870	1	NR	1000	0	NR
485	98	NR	615	669	NR	745	17	NR	875	0	NR			

REPORT NUMBER: SP1-2407-157-5

Scotopic Flux vs. Wavelength



Scotopic Lumens: NR

S/P: 1.49

λ (nm)	Power W [^] /nm	Lumens (ϕ /nm)	λ (nm)	Power W [^] /nm	Lumens (ϕ /nm)	λ (nm)	Power W [^] /nm	Lumens (ϕ /nm)	λ (nm)	Power W [^] /nm	Lumens (ϕ /nm)	λ (nm)	Power W [^] /nm	Lumens (ϕ /nm)
360	0	NR	490	112	NR	620	618	NR	750	15	NR	880	0	NR
365	0	NR	495	153	NR	625	563	NR	755	13	NR	885	0	NR
370	0	NR	500	216	NR	630	510	NR	760	11	NR	890	0	NR
375	0	NR	505	291	NR	635	456	NR	765	9	NR	895	0	NR
380	0	NR	510	366	NR	640	407	NR	770	8	NR	900	0	NR
385	0	NR	515	436	NR	645	359	NR	775	7	NR	905	0	NR
390	0	NR	520	492	NR	650	316	NR	780	6	NR	910	0	NR
395	2	NR	525	536	NR	655	277	NR	785	5	NR	915	0	NR
400	4	NR	530	567	NR	660	240	NR	790	4	NR	920	0	NR
405	7	NR	535	596	NR	665	208	NR	795	4	NR	925	0	NR
410	12	NR	540	619	NR	670	179	NR	800	3	NR	930	0	NR
415	25	NR	545	644	NR	675	154	NR	805	3	NR	935	0	NR
420	51	NR	550	671	NR	680	133	NR	810	3	NR	940	0	NR
425	100	NR	555	701	NR	685	114	NR	815	2	NR	945	0	NR
430	180	NR	560	735	NR	690	98	NR	820	2	NR	950	0	NR
435	315	NR	565	768	NR	695	83	NR	825	2	NR	955	0	NR
440	514	NR	570	798	NR	700	71	NR	830	1	NR	960	0	NR
445	828	NR	575	825	NR	705	61	NR	835	1	NR	965	0	NR
450	992	NR	580	843	NR	710	52	NR	840	1	NR	970	0	NR
455	652	NR	585	848	NR	715	44	NR	845	1	NR	975	0	NR
460	382	NR	590	844	NR	720	38	NR	850	1	NR	980	0	NR
465	282	NR	595	826	NR	725	32	NR	855	1	NR	985	0	NR
470	180	NR	600	800	NR	730	28	NR	860	1	NR	990	0	NR
475	119	NR	605	762	NR	735	24	NR	865	1	NR	995	0	NR
480	101	NR	610	719	NR	740	20	NR	870	1	NR	1000	0	NR
485	98	NR	615	669	NR	745	17	NR	875	0	NR			

REPORT NUMBER: SP1-2407-157-5

Melanopic Flux vs. Wavelength



Melanopic Lumens: NR

M/P: 2.88

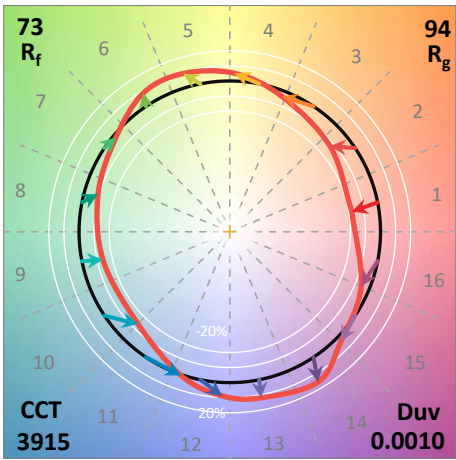
λ (nm)	Power W [^] /nm	Lumens (φ/nm)	λ (nm)	Power W [^] /nm	Lumens (φ/nm)	λ (nm)	Power W [^] /nm	Lumens (φ/nm)	λ (nm)	Power W [^] /nm	Lumens (φ/nm)	λ (nm)	Power W [^] /nm	Lumens (φ/nm)
360	0	NR	490	112	NR	620	618	NR	750	15	NR	880	0	NR
365	0	NR	495	153	NR	625	563	NR	755	13	NR	885	0	NR
370	0	NR	500	216	NR	630	510	NR	760	11	NR	890	0	NR
375	0	NR	505	291	NR	635	456	NR	765	9	NR	895	0	NR
380	0	NR	510	366	NR	640	407	NR	770	8	NR	900	0	NR
385	0	NR	515	436	NR	645	359	NR	775	7	NR	905	0	NR
390	0	NR	520	492	NR	650	316	NR	780	6	NR	910	0	NR
395	2	NR	525	536	NR	655	277	NR	785	5	NR	915	0	NR
400	4	NR	530	567	NR	660	240	NR	790	4	NR	920	0	NR
405	7	NR	535	596	NR	665	208	NR	795	4	NR	925	0	NR
410	12	NR	540	619	NR	670	179	NR	800	3	NR	930	0	NR
415	25	NR	545	644	NR	675	154	NR	805	3	NR	935	0	NR
420	51	NR	550	671	NR	680	133	NR	810	3	NR	940	0	NR
425	100	NR	555	701	NR	685	114	NR	815	2	NR	945	0	NR
430	180	NR	560	735	NR	690	98	NR	820	2	NR	950	0	NR
435	315	NR	565	768	NR	695	83	NR	825	2	NR	955	0	NR
440	514	NR	570	798	NR	700	71	NR	830	1	NR	960	0	NR
445	828	NR	575	825	NR	705	61	NR	835	1	NR	965	0	NR
450	992	NR	580	843	NR	710	52	NR	840	1	NR	970	0	NR
455	652	NR	585	848	NR	715	44	NR	845	1	NR	975	0	NR
460	382	NR	590	844	NR	720	38	NR	850	1	NR	980	0	NR
465	282	NR	595	826	NR	725	32	NR	855	1	NR	985	0	NR
470	180	NR	600	800	NR	730	28	NR	860	1	NR	990	0	NR
475	119	NR	605	762	NR	735	24	NR	865	1	NR	995	0	NR
480	101	NR	610	719	NR	740	20	NR	870	1	NR	1000	0	NR
485	98	NR	615	669	NR	745	17	NR	875	0	NR			

Summary

$R_f = 73.2$
 $R_g = 93.9$
 $CIE R_a = 71.0$
 $R_g = -38.4$



Color Vector Graphics



Individual Sample Fidelity Index ($R_{f,i}$)

CES01 = 85	CES26 = 61	CES51 = 88	CES76 = 50
CES02 = 61	CES27 = 88	CES52 = 87	CES77 = 69
CES03 = 30	CES28 = 81	CES53 = 77	CES78 = 53
CES04 = 70	CES29 = 65	CES54 = 84	CES79 = 81
CES05 = 47	CES30 = 81	CES55 = 83	CES80 = 78
CES06 = 50	CES31 = 69	CES56 = 73	CES81 = 77
CES07 = 40	CES32 = 60	CES57 = 72	CES82 = 91
CES08 = 39	CES33 = 76	CES58 = 73	CES83 = 89
CES09 = 29	CES34 = 70	CES59 = 85	CES84 = 86
CES10 = 74	CES35 = 83	CES60 = 89	CES85 = 77
CES11 = 57	CES36 = 91	CES61 = 81	CES86 = 71
CES12 = 63	CES37 = 79	CES62 = 85	CES87 = 76
CES13 = 42	CES38 = 92	CES63 = 72	CES88 = 80
CES14 = 74	CES39 = 96	CES64 = 64	CES89 = 70
CES15 = 71	CES40 = 91	CES65 = 61	CES90 = 79
CES16 = 46	CES41 = 93	CES66 = 57	CES91 = 74
CES17 = 49	CES42 = 80	CES67 = 54	CES92 = 57
CES18 = 56	CES43 = 76	CES68 = 63	CES93 = 74
CES19 = 72	CES44 = 99	CES69 = 73	CES94 = 51
CES20 = 65	CES45 = 85	CES70 = 55	CES95 = 65
CES21 = 86	CES46 = 82	CES71 = 48	CES96 = 76
CES22 = 78	CES47 = 86	CES72 = 83	CES97 = 84
CES23 = 92	CES48 = 77	CES73 = 45	CES98 = 75
CES24 = 91	CES49 = 80	CES74 = 93	CES99 = 62
CES25 = 72	CES50 = 88	CES75 = 51	



Color Rendition by Hue-Angle Bin



Measure Comparisons



(END OF REPORT)